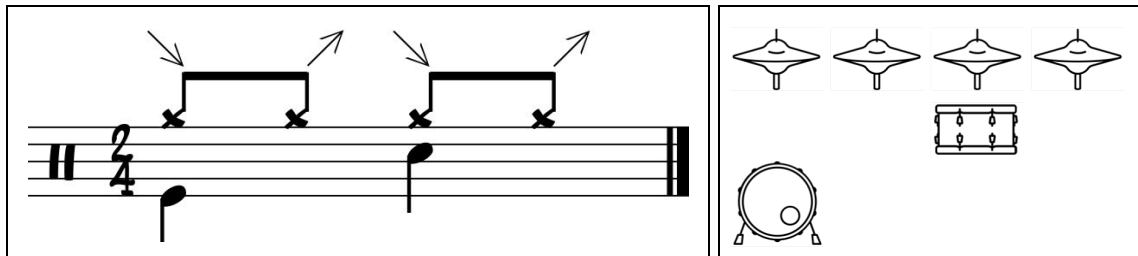


Basic Groove - Doubling the Hi-Hat

Drum set lessons by Yentl Doggen

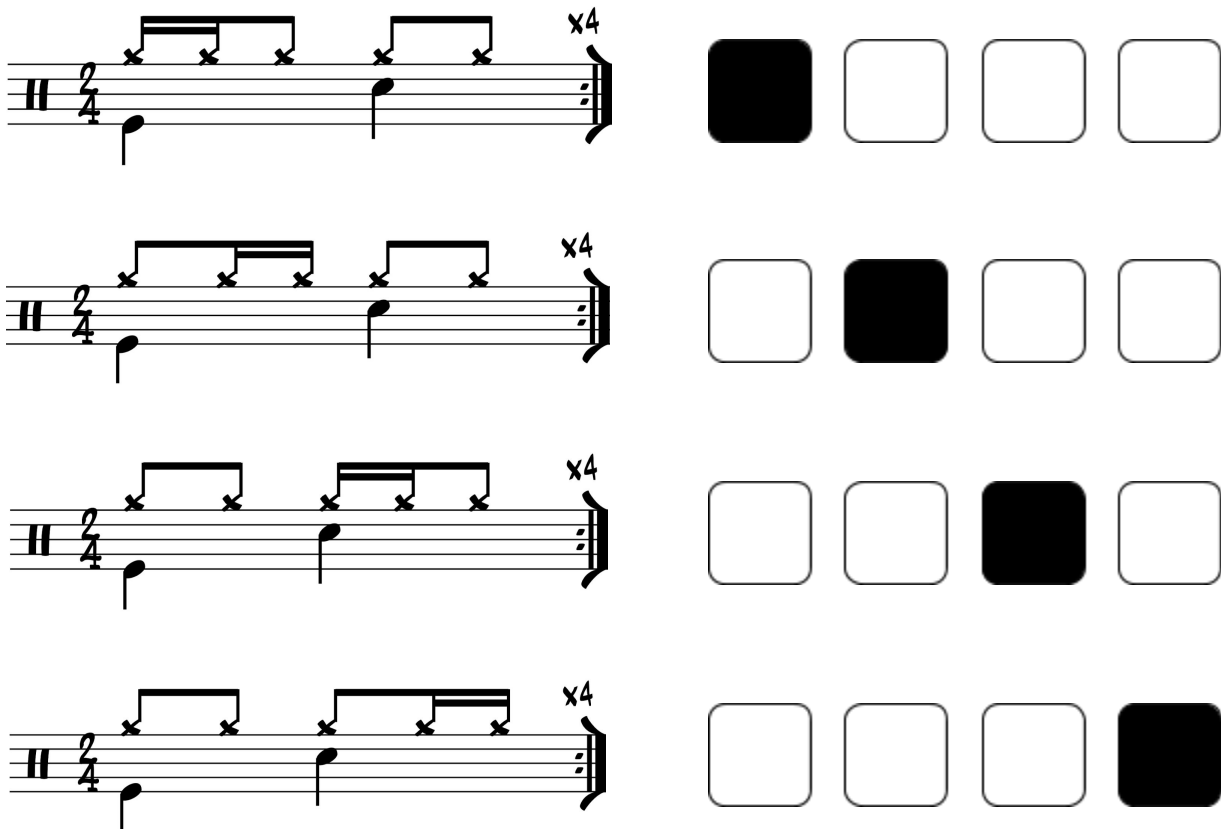
(1/2)

1. Basic groove:



The image shows a musical staff in 2/4 time with a bass drum part and a hi-hat part. The hi-hat part consists of two eighth-note pairs, each with an 'x' above it, indicating a closed hi-hat. Arrows point to the eighth notes. To the right is a diagram of a drum set with a snare drum, a hi-hat, and a cymbal.

2. Doubling the Hi-Hat (all 8th note variations)




The image shows four variations of the basic groove, each with a musical staff and a corresponding hi-hat pattern represented by four squares. The first variation has a solid black square followed by three empty squares. The second variation has an empty square, a solid black square, and two empty squares. The third variation has two empty squares, a solid black square, and one empty square. The fourth variation has three empty squares and one solid black square.

Basic Groove - Doubling the Hi-Hat

Drum set lessons by Yentl Doggen

(2/2)



3. Reading exercise



4. Play random (8th note) double hi-hat variations.